



# MB104S840C - QUICK INSTALL GUIDE


Step 1 - Locate the video cable and carefully remove it.



Step 2 - Orient MPCB044 in the right direction and carefully plug it into the connector.




Step 3 - Carefully plug the video cable into MPCB044.



Step 4 - Undo screws on backlight covers and remove the old CCFL bulbs.



Step 5 - Peel off the backing of the LED strip and stick the LED strip into covers and re-install.



Step 6 - Route backlight wires through holes and plug into U3 and U4 of MB104S840C inverter.

